

:

**le contrôle : (10)**

:

04 :

:

:

■

-

-

-

-

-

.1

.2


.3

.4

.5

.6

.7



1.1 :

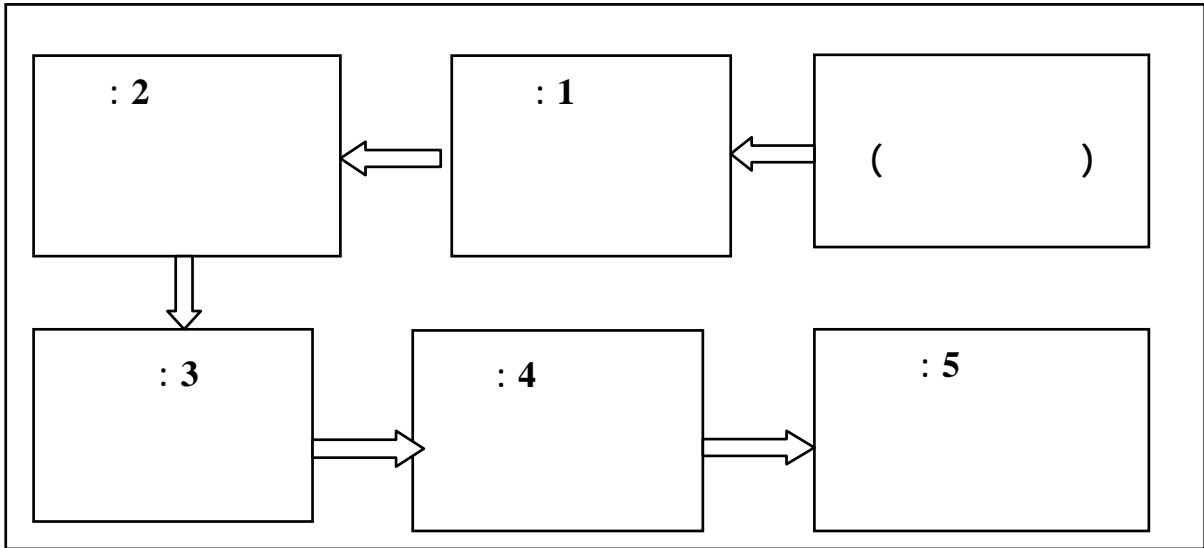


2.1 :

( ) :

( )

:



.....

(%....)

..... ( )

)

(

.....

:

( )

1450<sup>DA</sup>

45

% 5

30

250000

:

( )

10000      260000      250000

30      30

(% 1)      % 6      %5

(3)      48      45

50      1400      1450

( )





1.

.2.

-  
-  
-  
-



.13

.2.3

.3.3

:



.4.3

.5.3

.3.6

:

.7.3



.14



.2.4

.3.4

( )



.15



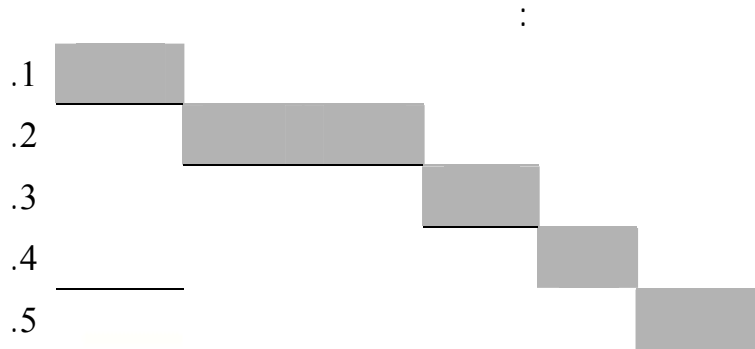
( )



2.5

HENRY GANT (1919-1861)





**: (PERT)**

:(PERT)

**PROGRAMME EVALUATION AND REVIEW TECHNIQUE**

.1958

.ETWORK

( - - - )

( )

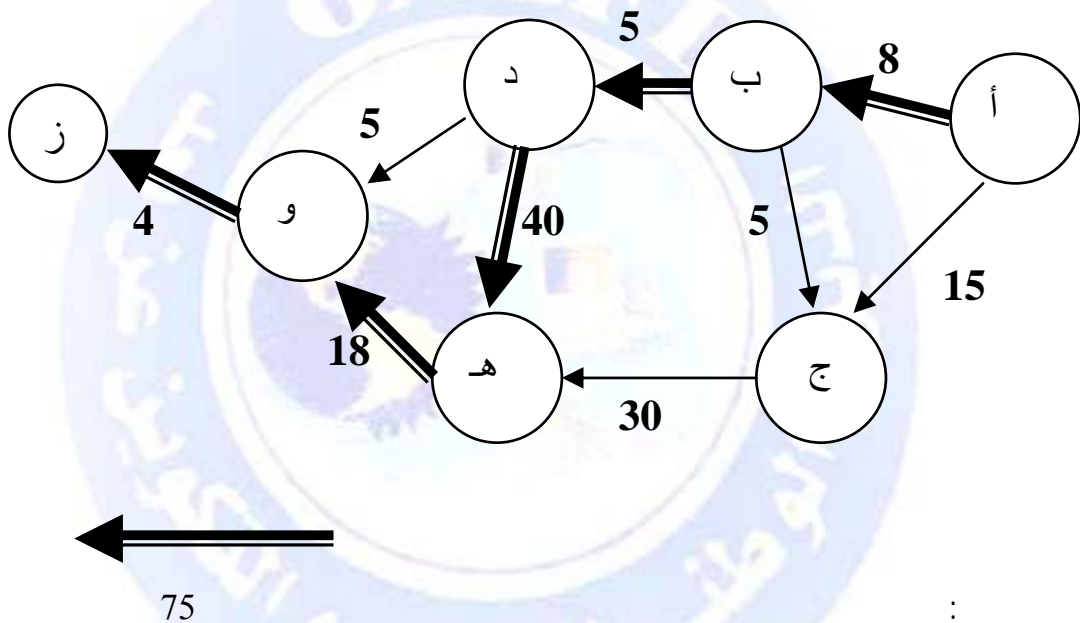
MOST PESSIMISTIC

ESTIMATES

MOST LIKELY

MOST OPTIMISTIC

# SLACK TIME



• :  
• :  
( )  
• : ( )  
• :  
• :  
• :

:

:

:

. (PERT)

:

:

•


•



:

(1)

/



(2)

(3)

1360000

%40

%30

1600000

800000

380000

-  
-  
-  
-  
-  
-  
-

:

(4)

.....  
.....  
.....

.1.

/



.2.

.3.

:

( )		
240000	1600000	1360000
(10)	% 50	(%40 )
6.25	%23.75	% 30



.4.

-  
-  
-  
-  
-